

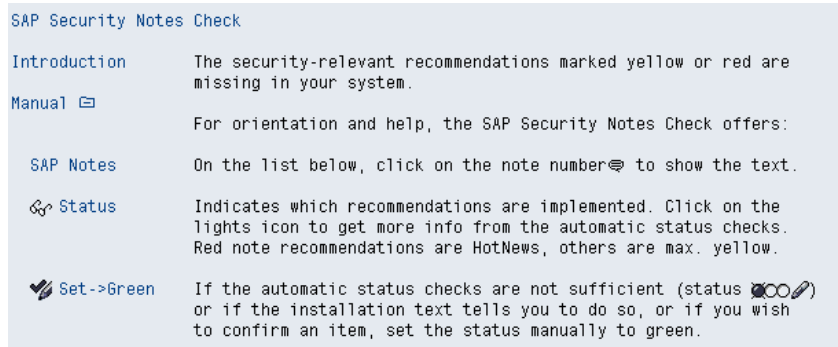
NOTE SEPTEMBER 2010

How to use RSECNOTE

RSECNOTE is a tool provided by SAP® that allows determining which important security notes or hot notes are missing in the respective system. The details related to this tool are provided in the SAP® OSS Note 888889.

One of the technical prerequisites for implementing this tool is the correct ST-A/PI installation.


The tool can later be called via **ST13** and entering RSECNOTE and then pushing **F8**. [In certain Basis releases the report RSECNOTE can be called via **SE38/SA38** e.g.]



SAP Security Notes Check

Introduction The security-relevant recommendations marked yellow or red are missing in your system.

Manual For orientation and help, the SAP Security Notes Check offers:

- SAP Notes** On the list below, click on the note number to show the text.
- Status** Indicates which recommendations are implemented. Click on the lights icon to get more info from the automatic status checks. Red note recommendations are HotNews, others are max. yellow.
- Set->Green** If the automatic status checks are not sufficient (status ) or if the installation text tells you to do so, or if you wish to confirm an item, set the status manually to green.

The report will display the notes for the system based on current release and support packages that SAP® would recommend to implement.

The required authorizations to successfully run the tool are based on below objects:

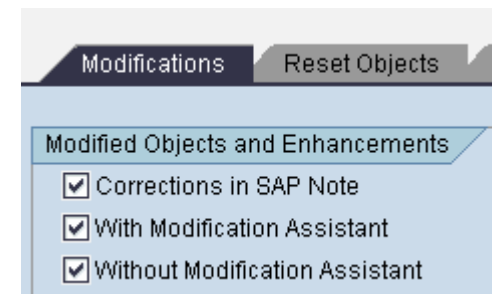
S_TCODE with field TCD = ST13

S_ADMI_FCD with field S_ADMI_FCD= STOR

S_PTCH_ADM with field TABLE = '
with field COMPONENT = SECURITY_CHECK
with field ACTVT = 02

To manually determine important Security Notes an OSS marketplace account is required. There it can be searched for Security Notes. Filters can be created to easily identify Hot News, Top News and latest Notes.

To validate manually in the system which notes have been implemented the transaction **SE95** can be used.



Modifications Reset Objects D

Modified Objects and Enhancements

- Corrections in SAP Note
- With Modification Assistant
- Without Modification Assistant

The check of the SP levels can be done via **DSWP** in Solution Manager.